



# News and Information

Date: 7th October 2022

Dear Parents and Carers,

The last two weeks have been incredibly busy again—from Pirate themed lunches to a Year 3/4 DT open session with parents. We would like to thank all the parents who have given up some time to come into school for the DT sessions so far. We know it is not easy or even possible for all, but we have really welcomed being able to have parents join us for their children's learning again so far this year.

You have probably heard some of your children talk about some noisy builders who have been in school. We are having our Year 3, Year 1 and staff toilets all refurbished to bring them up to the same standards as our new blocks built in the expansion. We are trying to minimise the noise and the disruption to the children as much as possible .

The next couple of weeks are equally as busy with some more open sessions in other year groups, a Year 2 Trip and also our Year 3 Harvest Festival. A reminder that we finish for half term at the end of the day on Thursday 20th October as staff have a training day on the Friday focused on Phonics and reading.

Ms Martin

Headteacher

## Bierton Out of School Club

**Leader: S. Cooper**

Do you need child care before and after school? If so, BOSC currently has some places available. For further information please do not hesitate to contact Sharon Cooper or the school office for a registration form. Once filled in please return to it school marked for the attention of Sharon Cooper, you also need to register your child/children on ParentMail and pay the administrative fee of £10.00 per child. Your child/children will then be added to our on-line booking system.

Breakfast : £6.00 per child – 7.45am to start of the school day

After School: £12.00 per child – end of the school day to 5.45pm

Booking is half termly and paid for on checkout once you have ticked all the sessions you require. Please note the sessions are available on a first come first served basis.

If you require any further information please do not hesitate to contact me.

### Key Dates coming up:

#### October

Monday 10th—Year 1 Parents DT Session

Tuesday 11th—Year 2 Trip to the Guttman

Thursday 13th—Cine Night

Friday 14th— Reception Open Session for Parents 2-3:15pm

Wednesday 19th—Years 5+6 Parents DT Session.

Thursday 20th—9:15am Year 3 Led Harvest Festival in the school hall.

Thursday 20th—School closes at the end of the day for half term.

Friday 21st—INSET Day

Monday 31st—School Re-opens.

#### November

Thursday 3rd—Individual School Photographs

Monday 7th—Years 5+6 Trip to Ufton Court

Tuesday 8th—Year 1 Workshop in school.

Friday 11th— Years 3 +4 Parents DT Session

Friday 11th—Year 4 and Year 1 Led Remembrance Assembly.

Tuesday 15th—Year 2 Parents DT Session

## Online Safety

### Online safety guide on BeReal.

BeReal is the latest trending social media app. The concept is that people see others in their authentic day-to-day lives, sharing candid photos without editing or applying filters. Each day at a random time, users are simultaneously notified to take a photo of what they're doing at that exact moment. The two-minute window to submit an image means there's no time to select a particularly glamorous or exciting activity. BeReal shares two pictures: a selfie, and an image of the immediate surroundings. Users can only view and react to their friends' photos once they upload their own.

In the guide, you'll find tips on a number of potential risks such as strangers, location sharing and visible personal data.

# What Parents & Carers Need to Know about BEREAL

At National Online Safety, we believe in empowering parents, carers and trusted adults with the information to hold an informed conversation about online safety with their children, should they feel it is needed. This guide focuses on one of many apps which we believe trusted adults should be aware of. Please visit [www.nationalonlinesafety.com](http://www.nationalonlinesafety.com) for further guides, hints and tips for adults.

BeReal is the latest trending social media app. The concept is that people see others in their authentic day-to-day lives, sharing candid photos without editing or applying filters. Each day at a random time, users are simultaneously notified to take a picture of what they're doing at that exact moment. The two-minute window to submit an image means there's no time to select a particularly glamorous or exciting activity. BeReal shares two pictures: a selfie, and an image of the immediate surroundings. Users can only view and react to their friends' photos once they upload their own.

**13+**  
from the App Store & Google Play

### WHAT ARE THE RISKS?

#### CONTINUOUS NOTIFICATIONS

Like any social media app, BeReal's developers want users to be on it regularly and scrolling for long periods. BeReal only sends one notification to post a picture each day, but there are other alerts for events such as mentions, comments, friend requests and reactions to your photo. This can cause young users to feel pressure to open the app and respond, distracting them from other activities.

#### CONNECTING WITH STRANGERS

When someone signs up to BeReal, it highlights anyone in their phone's contacts list who already has the app – so users can connect with friends, or invite others from their contacts. The 'Discovery' feed, meanwhile, shows posts from strangers and gives users the option to add them as friends, too. This means your child could potentially connect with – and communicate with – a stranger.

#### PUBLIC SHARING

As well as sharing posts with friends in the moment, the app also allows posts to be shared publicly and public content to be viewed. Before a user can see this public content, they must post their own photo first. Unfortunately, there currently seems to be a lack of moderation on the content that's being uploaded, so a young user could be exposed to posts which aren't suitable for their age.

#### EASY LOCATION

BeReal's default setting is to share the exact location of where a photo was sent from. Given that images are usually shared within the two-minute window, anyone your child is friends with on the app will know exactly where they are (or at least, where they were two minutes earlier). As we've noted, this could include strangers who are intending to use this geographical information for malicious purposes.

#### VISIBLE PERSONAL DATA

As with any other form of social media, it's important that your child doesn't share too much personal information on their profile. BeReal allows for a photo, full name, approximate location and a short bio. It's safest to make sure that your child's profile doesn't display anything which could identify where they go to school or exactly where they live.

#### REPUTATIONAL DAMAGE

What your child says and does online – their digital footprint – shapes the way that other people see them. It's essential that young people understand that when they post something online, they are giving the app in question the right to do whatever they wish with that image or content, including sharing it elsewhere. This form of permission is explicitly referenced in BeReal's terms of use.

### Advice for Parents & Carers

#### LIMIT NOTIFICATIONS

BeReal offers the option to turn off individual types of notification. Doing this will significantly reduce the number of times your child is tempted to open the app by incoming comments, uploads, friend requests and so on. Ironically, it will allow them to actually 'be real' by being present in the moment and their current environment as opposed to being engrossed on social media.

#### KEEP IT AMONG FRIENDS

Remind your child why adding strangers to their contacts isn't a good idea, and advise them to decline any friend requests from people they don't know in real life. If something your child sees on BeReal makes them feel uncomfortable, they can report it by clicking on the three dots in the top right; the reporting tool allows them to state the reason that they're flagging up the post.

#### STOP AND THINK

BeReal's goal is for users to be authentic with friends, removing the pressure of that flawless photo or perfectly worded post. It's still vital, though, that children stop and think rather than uploading something risky just to meet the two-minute deadline. Point out to them what kind of information strangers could extract from an image: school crests, street names or local landmarks, for example.

#### CREATE A SAFE PROFILE

Remind your child to use an avatar as their profile pic (as opposed to a photo of themselves) and use a nickname or just their first name, not their full name. Any information they add to their bio (which is optional) should be kept vague, and personal details should remain private. It's also worth turning off the geolocation feature either through the device's settings or in BeReal itself.

### Meet Our Expert

Dr Claire Sutherland is an online safety consultant, educator and researcher who has developed and implemented anti-bullying and cyber safety policies for schools. She has written various academic papers and carried out research for the Australian government comparing internet use and sexting behaviour of young people in the UK, USA and Australia.

**NOS** National Online Safety  
#WakeUpWednesday

[www.nationalonlinesafety.com](http://www.nationalonlinesafety.com) @natonlinesafety /NationalOnlineSafety @nationalonlinesafety

Users of this guide do so at their own discretion. No liability is entered into. Current as of the date of release: 05.10.2022

# Phonics at Bierton



## Parent Phonics Workshops.

Monday 10th October will see the start of our parents phonics workshop.

This workshop will be a 'Introduction to Read Write Inc' for year 1 parents.

All year 1 parents have had information about this and it is still open to any year 1 parents who would like to attend.

Monday 10th October 9:30-10:00.

## Vocabulary

Each fortnight, we will share a phonics term with you.

This week's term is **Common Exception Words (Red words /Tricky words):**

Thesewords cannot be segmented into sounds. Children need to learn these words by sight.

You can find the words your child should be learning in their reading book.

## Reading for Pleasure

As well as your children practicing their reading using their phonics skills it important that they are read too. This helps your child to develop a love of reading as well as extending their knowledge of vocabulary and stories.

Every child visits the school library each week and brings a book home. Sharing this book, as well as other books you might have a home, is a great way to get your child enthusiastic about books.

In addition to this Mr Gadsby's YouTube Channel is full of videos of Bierton Teachers reading their favorite stories.

<https://www.youtube.com/channel/UCCvcKa9mtAJObYJPnTdpMFA/> featured

**This year's month of Bierton bedtime stories will start on 1st December.**

## Ten top tips for reading stories to your child

- 1 Make reading to your child feel like a treat. Introduce each new book with excitement.
- 2 Make it a special quiet time and cuddle up so both of you can see the book.
- 3 Show curiosity in what you're going to read:  
*Oh no! I think Arthur is going to get even angrier now.*
- 4 Read the whole story the first time through without stopping too much. If you think your child might not understand something, model an explanation:  
*Oh I think what's happening here is that...*
- 5 Chat about the story:  
*I wonder why he did that?*  
*Oh no, I hope she's not going to...*  
*I wouldn't have done that, would you?*
- 6 Avoid asking questions to test what your child remembers.
- 7 Link stories to your own experiences (e.g. *This reminds me of...*)
- 8 Read favourite stories over and over again. Get your child to join in with the bits they know.
- 9 Read with enthusiasm. Don't be embarrassed to try out different voices. Your child will love it.
- 10 Read with enjoyment. If you're not enjoying it, your child won't.



# Literacy at Bierton

In KS2 we used an approach to our reading called Hooked on Books. During our reading sessions we will look at different texts and focus on different aspects using the lens from the reading rainbow. We can use the lens to focus the questions that we ask the children. Each lens has a matching symbol. There are the fantastics which focus on the words, the stylistic which look at the content of the text and the analytics which focus on the style that the author has used.

The fantastics stand for:

- F  Feeling
- A  Asking
- N  Noticing
- T  Touching
- A  Action
- S  Smelling
- T  Tasting
- I  Imagining
- C  Checking

There are different types of questions that we can ask linked to each lens.

## Feeling

- How have the character's emotions changed?
- What part was the most emotional?
- Can you think of a time that you have felt like this?

## Asking

- Why has the author used dialogue?
- Why does this character speak more/less than the other characters?

## Noticing

- What can we see is happening in this scene?
- Can we look at this event from a different perspective?

## Imagine

- How can we tell what the character is thinking?
- What is your opinion on the book?


## Our book review

### **Cress Watercress**

Gregory Maguire & David Litchfield

Walker 8+

It is hard to not gaze at the front cover of this book in awe at the illustrations that David Litchfield creates. Inside there are even more of his stunning creations. But don't let that blind you, this is a brilliant book not just a piece of art! When Papa doesn't return from an exhibition the family assume the worst and relocate. A story of adventure about growing up, moving on, and finding your community.



# Maths at Bierton Times Tables in Year 1

Year 1 can be a challenging time for the average 5-year-old. The transition from Reception can seem like a big jump but you can ease the burden on your child by helping them learn their times tables at home. Your children does not need to practise each day and at this stage they only need to work on their 2, 5 and 10 times tables. We suggest making the learning fun and here are some tips on helping your child succeed with multiplication in Year 1.

## Games to play at home

### Foodiplication

Use small food items like raisins and grapes to practise grouping and arrays.

Using food can make the activities more engaging.

Lay out a group of raisins (or whatever you prefer) and ask your child to group them into twos (or another number) before they eat them all.

This is a simple but effective way to encourage your child to think about the multiplication work they are doing, and they get the benefit of having an immediate tasty treat at the end!

### Silly number sentences

The best way to prepare for multiplication is to say number sentences aloud so children get used to the vocabulary.

Read the following phrases out loud with your child and see if they can repeat them back to you. To aid engagement with the game, get them to do a silly voice when they repeat each number sentence back to you.

An example game could look like:

Say  $2 \times 3 = 6$  in a lion's voice.

Say  $6 \div 2 = 3$  in grandad's voice.

Say  $6 \div 3 = 2$  in your teacher's voice.

Say  $2 \times 4 = 8$  in your most silly voice.

Say  $8 \div 4 = 2$  in my voice!

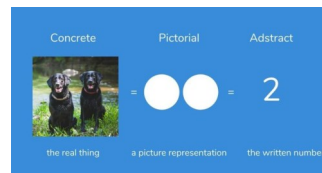
## Use the CPA approach

This approach is a fantastic way to help a child visualise numbers and gain a deeper understanding of the numbers that are being discussed, which should help them in the long term.

**Step 1 - Concrete:** Begin with a concrete example of the number you want to represent (e.g. socks, blocks, food, anything your child can hold).

**Step 2 - Pictorial:** Represent the concrete item from above in the form of a picture. This could a picture, circle or any other way of getting the information down onto a piece of paper in a pictorial format.

**Step 3 - Abstract:** Represent the number in an abstract manner by writing it down in its numerical form.



## What we do in school?

In the Spring Term, children will start having a times table fluency session each fortnight. Here is an overview of what they will cover:

They will be introduced to these concepts using a range of strategies, including:

Count in 2's up to 24, linking with even numbers and supporting doubles.

Count in multiples of 10 in order up to 120.

Focus on counting in multiples of 5 up to 60, linking with knowledge of counting in 10s.

Continue to develop fluency of counting in 2's and 10's.

Count in multiples of 10, 2 and 5 in order with growing fluency.

Count in multiples of 10, 2 and 5 in order fluently.

Counting pairs of objects

- Counting straws bundled in tens
- Singing counting songs
- Using a hundred square
- Using a number line
- Looking at pictorial representations

## Use play or objects to understand numbers

- Use real-world objects to help your child grasp the meaning of numbers and their values.

**Example:** Get out all of their toy cars pair them up and ask your child to count out how many there are.

- Real-life objects are also an excellent way to show the opposite (inverse) operation to multiplication which is division.

**Example:** When putting washing away, ask your child to put the socks into pairs and show them that this is the same as dividing by 2.



# Bierton Combined School Travel Plan News

## Autumn 2022

### Junior Road Safety Officers

We delighted to announce that we have 6 new Junior Road Safety Officers (JRSOs) appointed this year from Year 5. They were awarded their badges and smart new JRSO caps in a whole school assembly today.



Their first job this year was to hand out the September badges to the school and to award the two Travel Tracker trophies to Spruce class for the KS2 award and Alder class for the EY and KS1 award. These classes have had the more active journeys recorded over the month of September.

Each class gets to keep the trophy for a month and they also receive a certificate for the classroom to display for the year.

Next week sees our Walk, Bike or Roll to School Week. Children are encouraged to make as many active journeys to school this week and those who make 4 active journeys over the week will receive an additional Travel Tracker badge.

Please remember Park and Stride counts as an active journey and you can park your car at several sites to be included in this; the layby along Aylesbury Road, Jubilee Hall (only a few spaces), The Red Lion car park and Bierton Sports Club car park. Other active journeys are walking, scooting or cycling.

If you are unable to park at these sites please be mindful that residents in Parsons Lane do have to leave or return to their homes at the beginning and end of the school day. Therefore, please do not block driveways, or park too close to the corners.

We will be introducing a Parking Promise scheme soon with more details to follow next term.

### Volunteers

I am looking for a couple of parents who would like to join our School Travel Plan Action Group. We will meet once a term to discuss any events or parking difficulties arising.

Meetings will take place in person immediately after school on a Thursday (dates to be confirmed).

If you are interested please contact me by email via the office email address – [office@biertoncombined.bucks.sch.uk](mailto:office@biertoncombined.bucks.sch.uk).

Ideally, I would like a parent from each Key Stage to join us.

We have several residents who will also be joining us to ensure that they have a voice in our travel plan. I look forward to sharing our new with your soon.

## **Bikeability Courses**

We ran some Level 1 & 2 Bikeability courses in the summer term for Year 5 and Year 6 children. All children passed both levels and displayed excellent traffic awareness and bicycle care.




Due to the success of these courses we have decided to offer Level 1 courses to children in Years 3 and 4 in the spring term and Level 1 & 2 courses to children in Years 5 and 6 in the summer term.

We have been awarded 30 spaces for Level 1 Bikeability courses for our Year 4 and Year 3 children in the spring term. A letter will be sent out to all parents of children in these year groups after half term. Priority will be given to the Year 4 children and places will be allocated on a first come first served basis.

This course is partially funded by Buckinghamshire Council but there is a £5 administration fee for any children attending.

## **Be Bright, Be Seen**

With winter well on it's way we will be taking part in Be Bright, Be Seen (w.b 17/10/22). The photographs below demonstrate how important bright coloured clothing is at this time of year. There is a child in the second picture but, because they are wearing a traditional navy coat, it is very hard for motorists to see them.



Please make sure that your child can be seen, especially if they are riding their bikes to school. I will be awarding some reflective tags to children throughout the week.