



News and Information

Date: 19th November 2021

Dear Parents and Carers,

It has been another busy fortnight at Bierton as we fast approach December. Last week, the children learnt about why we commemorate Remembrance Day. All of the children made a poppy which we have displayed at the front of the school. I'm sure that you will all agree that they look beautiful. This week, it has been magical to hear the children singing once again and practising for their productions. These are the things that we have dearly missed in recent times and I know the children cannot wait to show you. As cases rise across the continent, we, as a community, just need to continue as we have done throughout this pandemic and follow the guidance to keep everybody safe.



Have a lovely weekend

Mr W Gadsby

School Council Update



We would like to say a big thank you for all of the delicious cakes that you have kindly donated for Children in Need. We have all enjoyed eating them! We would also like to thank you for all of the money that you have donated. So far, the total stands at £812! We have lots of cakes left over so we expect this total will rise considerably with further donations. It has been a fun day so far as we have had a no pens day, we got to wear our pyjamas and onesies and also doing lots of fun activities.

In our last meeting, we discussed what activities and areas we wanted outside at lunchtimes. Some of the suggestions were—an allotment area, den building area, giant sandpit, climbing area, gymnastics/ yoga area and our personal favourite was having zero gravity! In our next meeting, we are going to discuss ideas for a treat for the winning house at the end of term.



Key Dates coming up:

November

W.B. 22nd November—Anti-bullying/ Anti-racism Week

Monday 22nd—Progress Reports go out

Tuesday 23rd—Parents Evening 3:30-6:30pm

Wednesday 24th—Parents Evening 3:30pm—6:30pm

Thursday 25th—Mufti Day; Whole school flu vaccinations

Friday 26th—INSET Day

Tuesday 30th—EYFS/ KS1 Performance 1:30pm

December

Wednesday 1st—EYFS/ KS1 Performance 1:30pm

Thursday 2nd—EYFS/ KS1 Performance 1:30pm

Monday 6th—KS2 Performance 1:30pm

Tuesday 7th—KS2 Performance 1:30pm

Wednesday 8th—KS2 Performance 1:30pm

Thursday 9th—Pantomime Performance—whole school to watch

Tuesday 14th—Nursery Christmas Performance 9:00am

Wednesday 15th—Christingle Service

Thursday 16th—Hot Christmas lunch

Friday 17th—Christmas party day; school closes at 1:00pm

Phonics at Bierton



What is blending?

Blending in phonics is combining broken up sounds to make a word. For example, you hear 'p-i-g' and you merge these sounds together to make the single word 'pig'. It is a key skill of early reading.

This video is a guide and shows ways to support your child with blending

<https://youtu.be/vqvqMtSNsw0>

OxfordOWL



Vocabulary

Each fortnight, we will share a phonics term with you.

This week's term is **digraph**.

A digraph is two letters that make one sound.

For example sh, ay, ee



Flash Cards

At the beginning of every phonics lesson the children are shown flash cards with the sounds they have been learning and they say the sound. This supports the children to recall the sounds quickly when applying it to their reading. You can do this activity at home by making your own flash cards, using an online version or you can buy flash cards online or from book shops.

Developing Early Fluency.

Reading is one of the most important components of literacy learning and has a significant impact on the a child's whole educational development.

Here are some ways you can develop fluency at home :

1. **Model fluent reading**— Let them see and hear what fluent reading should sound like. Make sure you include plenty of expressions and emotion while reading and model proper phrasing and pacing. Then ask your child to read the same passage in the same style or manner as you did.
2. **Stop watch reading**— . Here's how it's done: Set a stopwatch for one minute, and have your child read a passage with as few errors as possible. This helps them to improve their reading speed, which is also a major part of fluency. The one minute read works because it is a manageable chunk of time and your child will be able to practice several repeated reads in a row without losing focus or interest.
3. **Choral read aloud sessions**—"Choral reading," is when you read aloud and asks the children to follow at the same pace. Choral reading is another way to show your child what fluent reading should sound like and given them an opportunity to join in.
4. **Re-read books**—Always encourage your child to re-read a book more than once. Re-reading books enables children to remember whole words and read at a faster pace. This gives them the confidence, accuracy, and speed needed to read fluently.
5. **Read frequently**— The more your child reads the better their reading will become. Having a regular slot for reading at home is important to ensure they are practising this skill every day as well as developing a love for reading.

As the children develop fluency they will develop a deeper understanding of what they have read and be able to read for meaning.



Words of the fortnight

Each fortnight, I will share some exciting vocabulary words. If your child uses them in their writing at school they will receive a dojo.

EYFS: **red**

Year 1 and 2: **giant**

Year 3 and 4: **bulbous**

Year 5 and 6: **bruise**

Vocabulary

This week word is: **conjunction**

An **conjunction** joins two clauses together in a sentence or links ideas together in a paragraph.

Every day I eat grapes **because** I really like how sweet they are.

There are different types of **conjunction** depending on the role they play in a sentence. One type is **co-ordinating conjunctions**.



These join two equal clauses together, the clauses would make sense by themselves.

Literacy at Bierton

Sentence writing expectations

The curriculum outlines writing expectations for each stage. As children move through the school they build on prior learning to extend their writing.

EYFS: They write simple sentences which can be read by themselves and others. Some words are spelt correctly and others are phonetically plausible.

The dog is running.

KS1: Include, expanded noun phrases to describe and specify


The fluffy, brown dog is running.

LKS2: Using fronted adverbials to show time, place, frequency, manor or degree.

Book Review

Moomintroll is cheerful and chubby and lives in the magical Moominvalley with his mother, Moominmamma, his father, Moominpappa and all of their friends. Throughout the winter the Moomins hibernate, but before they go to sleep they fill their tummies full of pine needles. In spring they wake up, ready for their fun-filled summer adventures.

This beautifully-written story from Tove Jansson introduces the loveable Moomin family and follows them on a series of remarkable adventures.





Fluency Facts

Each fortnight, we will share some fluency facts for you to learn and recall with your child. If your child can recall the fact when asked by a teacher, they will receive a dojo.

Early Years	More than and less than. Comparing quantities of toys and identifying who has more than and who has less than.
Year 1 and 2	Counting to 8 on a rekenrek. Times tables 2, 5 and 10. $2 \times 5 = 10$ $5 \times 2 = 10$ $10 \times 5 = 50$ $5 \times 10 = 50$
Year 3 and 4	Relationship between the 4 and 8 times table—the 8 times table is double the 4 times table $4 \times 3 = 12$ $8 \times 3 = 24$
Year 5 and 6	Square number. The result of multiplying an integer (not a fraction) by itself), such as $3 \times 3 = 3^2 = 9$ E.g. 1, 4, 9, 16, 25, 36...

Maths at Bierton

Maths Vocabulary

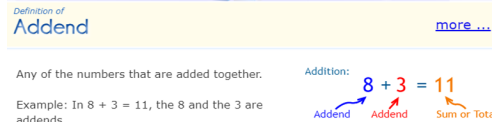
As a school we believe that mathematical vocabulary is a very important part of the children's language development and ultimately mathematical proficiency. The understanding of mathematical vocabulary affords access to concepts. Knowing and understanding some of the "math words" can help students explain their thinking.

Throughout both Key Stage 1 and 2, the children are introduced to new terms that they use frequently in their lessons. For example the children are introduced to the term addend in Year 2 and are taught that this is any numbers that are added together.

The children will be using these terms in their homework and a fantastic resource to use to ensure the children are using the correct terminology can be found below:

Vocabulary: www.mathsisfun.com

The website will direct you to a website where you can click on any maths term and it will provide you with an explanation.



Times Table Rock Stars and Numbots Challenges

If your class comes first (highest percentage of children playing) in either Times Table Rock Stars or Numbots between the fortnightly updates being sent out, you will win extra playtime!

Over the past few weeks, it has been extremely close! Which class will be the first to win extra playtime?



Teacher Challenges!

On **Friday 19th November**, Mrs Bailey (teacher of Birch Class) will complete a **Rock Slam** against any willing opponents on Times Table Rock Stars. If you would like to compete, please challenge her by **Thursday 2nd December**.

Anyone who completes the challenge will receive a dojo and anyone who beats her will receive 5 dojos!

Vocabulary

This week's words are:

- Multiply**
- Times**
- Groups of**
- Lots of**
- Repeated addition**
- Product**
- Multiplied by**
- Array**
- x**

All of these words are alternative words for multiplication.

Online Safety

We recommend you regularly spend time with your children talking about online safety. There are lots of resources to support you with this. This week, we would encourage you to share the following resources with your child. There is a link to a short video that you can watch with your child and some suggested questions you could discuss with them after.

Early years:

<https://www.thinkuknow.co.uk/parents/jessie-and-friends-videos/> (Episode 1)

- What did you think about the cartoon? Which were your favourite parts?
- How did Jessie feel when she watched 'The Funny Tummy' video?
- How did she feel when she watched 'The Happy Croccy' video? How did her feelings change?
- How did she get help to feel better?

Key Stage 1:

<https://www.thinkuknow.co.uk/parents/jessie-and-friends-videos/> (Episode 2)

1. Who did Tia want to send the pictures to at first?
2. Was Tia's nan the only person they sent them to?
3. How did more people end up seeing the pictures?
4. What made Mo feel sad?
5. What did Kyle say about the friends sharing a picture with him in it?
6. What did the friends do when they found out that their photos had been shared with other people at school?
7. What did Miss Humphrey say she would do to help?

Key Stage 2:

https://www.thinkuknow.co.uk/8_10/watch/

There are 3 short videos for children to enjoy about the importance of staying safe online. Here are some questions and discussion points you can talk with your child about afterwards:

- Ask your child to show you their favourite apps/websites/social media and ask them what they do on them.
- Does anything ever worry you about going online?
- Which friends/followers do you have? Who do you chat to online?
- Discuss the importance of privacy settings. Check your child's privacy settings on their apps/accounts.
- What is it appropriate to share or not share online?
- What should you do if anything online ever worries you?

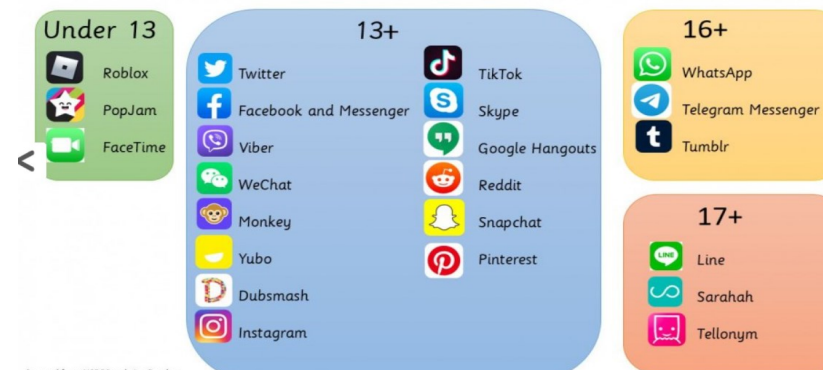
Social media age restrictions

Do you know what age children need to be to access social media? Some sites can be a dangerous place for younger children, potentially exposing them to bullying, inappropriate content or online grooming. This website gives more information.

<https://www.net-aware.org.uk/networks/?order=title>

Age Restrictions for Social Media Platforms

What is the minimum age for account holders on these social media sites and apps?



Sourced from NSPCC website October 2019

Anti-Bullying Week 22-26 November, 2021 - One Kind Word

This year the children will be learning about what bullying is and what we can do to stop it happening in our school. We are very fortunate to have more than 20 Anti-Bullying Ambassadors who are children from KS2. They have been trained to be Upstanders in our playground. *An Upstander is someone who makes a positive contribution to someone who has been treated unfairly or unkindly by others.*

Our Ambassadors will be holding assemblies for the whole school and will be encouraging the children to also be Upstanders by awarding them our special Kindness stickers when they see positive, kind behaviour in the playground.

They have also set up a Kindness board in school which all children can contribute to. Children will be able to identify other children who have been kind by completing a kindness slip which will then be placed on the noticeboard. We are hoping that it will be full by Christmas as we know that we have a lot of very kind children in Bierton.

The Ambassadors will also be reinstating The Listening Club in our BOS room at lunchtimes from this week. This is a room where children can go if they are feeling lonely, sad or have nobody to play with at lunchtime. This has proved very popular in the past but was only suspended during the COVID restrictions. Please do encourage your child to go to the TLC at lunchtime if they are feeling sad and lonely.

What is bullying?

Behaviour by an individual or group, repeated over time, that intentionally hurts another individual or group.

It is important to know that anyone can be the target of bullying. Very often bullying takes place because of a difference or a 'perceived' difference. This can be for lots of reasons such as: home circumstances, age, disability, gender, race, religion or belief and sexual orientation.

Bullying can be

Physical Bullying - kicking, hitting, taking things, sexual assault.

Verbal Bullying - name calling shouts of abuse or insults, using threatening language

Indirect Bullying - spreading rumours, being excluded from groups, intimidation, writing messages.

Cyber Bullying - nasty text messages, emails, phone calls and through wider use of technology

Bullying **IS NOT** when two people have a disagreement or fall out over something, It is ...

Several
Times
On
Purpose



Start
Telling
Other
People

Anti-Bullying Week 22-26 November, 2021 - One Kind Word

I'm worried my child is being bullied

If you think your child is being bullied, it is a good idea to talk to them about it. It is crucial that you remain patient and calm giving your child the time and space to talk and explain what exactly has been happening.

If you shout and scream and offer the wrong advice your child will feel like they are being punished twice.

If your child assures you that they are not being bullied, still let them know they can always count on you for help.

It is important to reassure your child that no matter what they tell you, you do not act rashly and you will let them know and keep them informed of any decisions on a course of action. This will give your child a sense of control over the situation, which is important as being bullied can often make a child feel powerless.

Do not approach the parents of the other child. School will contact the other child/children's parents when appropriate.

What are the signs of bullying?

Look for changes in your child:

- Avoiding school
- Appearing frightened of the journey to or from school
- Deterioration in their work
- Becoming anxious, moody, withdrawn, quiet
- Seeming unhappy but refuse to say why
- Complaining of headaches, stomach ache or other illnesses
- Having nightmares or sleeping difficulties
- Arriving home hungry
- Asking for extra money
- You may notice them coming home with
- Torn clothes
- Missing or damaged possessions
- Unexplained cuts or bruises

Bullying doesn't just happen at school, it could be happening in other places too.

If you notice these signs they may be a result of bullying but not always and it is always worth talking to your child's teacher if you do notice them.

How parents can help:

- Talk with, listen to, and support your child. Do not shout no matter how frustrated you are.
- Make notes of what has happened (who, what, when, where).
- Calmly make the school aware that there is a problem.
- Encourage your child to report incidents to their teacher.
- Allow them time to investigate but ask for regular updates.

- Remain patient, calm and constructive with your child.
- Be familiar with the signs of bullying.
- Never agree to keep the bullying a secret.
- If your child is bullying others, don't dismiss it as unimportant.
- Reassure your child that it's not their fault if they are being bullied.
- You may feel angry and upset, but work with the School to resolve the problem, your child is the priority.
- **DON'T** tell your child to hit back, if your child was going to do this they would have done it without you telling them to. It is never good advice to meet violence with violence and If they hit back and if it doesn't work this can leave them with a bigger sense of failure and make them feel they have let you down

Let's Celebrate!

Spelling Shed

Top classes	Top scorers KS1	Top scorers KS2
Spruce Pine Holly	Gracie Francis Stevie	Shaoib Stephen Dakota



Class	Number of quizzes (last 14 days)	Class average pass rate (last 14 days)
Cedar	126	84.5
Cherry	71	96.3
Hazel	119	90.3
Holly	245	86.9
Pine	243	90.0
Spruce	115	89.7
Sycamore	62	83.7
Walnut	120	92.0




Congratulations to
Chloe Smith
 for being the first person this year to reach 1 million words read.
 Who will be next?



Top Classes (% of pupils playing)	Highest Number of Coins	Biggest Improvement in Studio Speed	Fastest Current Studio Speed
1st: Sycamore 2nd: Walnut 3rd: Spruce	1st: Zachary E 2nd: Prisha S 3rd: Micah F	1st: Mia E 2nd: Dylan R 3rd: Jayden N	1st: Micah F 2nd: Sumaiyah K 3rd: Flo S


Current Rock Heroes: Amelia B, Micah F and Sumaiyah K




UNDER 1 SEC



Key Stage 1		Key Stage 2	
Top Classes (% of pupils playing)	Highest Number of Coins	Top Classes (% of pupils playing)	Highest Number of Coins
1st: Cherry 2nd: Cedar 3rd: Birch	1st: Sophie S O 2nd: Jasmine S 3rd: Rocco W	1st: Holly 2nd: Sycamore 3rd: Hazel	1st: Harry E 2: Kaylon G 3rd: Joseph S O

 **Completed Diamond:** Sebastian B, Logan D, Micah F, Joseph S O and Tommy S.

	9,664	4,679	9,072	4,353
---	-------	-------	-------	-------